

	Bromley (Kent) District Angling Society		Risk Assessments		
	Bank side Work parties		Assessor: J Hockey		

ref	Activity	Potential Hazard	People at Risk	Evaluation of Risks			Control Measures	Further Action Required	By Whom
				F	S	M			
15	Manual lifting	Muscle injury, broken or fractured bones	Members/Officers	L	M	M	Wear appropriate protective clothing. Do not attempt to lift weights beyond your personal capability, 25kg maximum is the recommendation	All work parties supervised by Society Officers/ Committee Members.	c
16	Use of hand tools	Cuts	Members/Officers	L	L	L	Do not use if no previous experience. Basic Guidance given by Committee Members. PPE to be worn at all time	Wear appropriate protective Clothing.	c
17	Use of power tools	Serious injury	Members/Officers	L	H	M	Consider only using trained members in the use of specific power tools. PPE to be worn at all times	Keep certificates up to date in a register.	c
18	Working at height	Falls and falling objects	Members/Officers	L	H	M	Consider using only trained BDAS members to work at heights above ground level and employ trained contractors or members for work at heights excess of 1m above ground.		c
19	Bonfires	Burns	Members/Officers	L	M	M	No storage of flammable liquids within Club stores. Careful positioning of fire Breaks.	Never leave a fire unattended	c
20	water	Drowning	Members/Officers	L	M	M	Care taken when near bank edges and never work alone		c
21	Boat work	Drowning	Members/officers	L	M	M	Life jackets to always be worn and only those with training to use the boat.	Always ensure two people in the Boat and safety people on the bank	c


	Bromley (Kent) District Angling Society		Risk Assessments		
	General-All venues		Assessor: J Hockey		

ref	Activity	Potential Hazard	People at Risk	Evaluation of Risks			Control Measures	Further Action Required	By Whom
				F	S	M			
1	Access	Vehicles Slips and trips Low branches Barbed wire Steep banks Uneven/damaged steps Burrows	Members Visitors Guests	L	L	L	1. 10mph on the tracks 2. Wear suitable foot wear 3. Members informed of known hazards in Rule book, Bulletin and Risk Assessments 4. Keep to footpaths and tracks 5. Only carry or push weights that are within your capabilities and to use common sense. 6. Do not use tracks or pathways that have become hazardous due to changing weather conditions	1 Report new hazards 2. Remedial works to be carried out 3. Only park vehicles in the designated area. 4. Committee organised work parties to clear area, branches and fallen trees etc.	B/M C/Con M
2	Lake/River Water	Illness via Weil's disease And other infections	Members/ Guests	M	L	M	1. Awareness and good personal hygiene Required. 2. Cuts and wounds must be covered Immediately	1. Members advised to always keep First Aid kit with them	M
3	Casting	Common sense and Angling skills required of members and guests	Members/ Guests/ public	L	L	L	1. Consider providing safety advise via bailiffs, at formal meetings and via website 2. Beware of overhead casting near power lines	1. Bailiffs to report dangerous practices to the committee.	B
4	Lake/river	Water: Drowning	Members/ Guests	L	H	M	1. Keep away from bank edge 2. Be aware of bank erosion at your swim 3. Junior should be supervised at all times 4. No fishing from boats allowed 5. Never wade in if alone.	1. Report unsafe bank areas 2. Take extra care in wet Conditions 3. Consider life belts or throw lines around the waters edge	B All
5	Cooking	Burns and damage to Property, suffocation.	Members/ Guests	L	L	L	1. Open fires not allowed except at work Parties 2. Be alert at all times.	1. Bailiffs to give bankside advice and report dangerous practices to the Committee	B

							enclosed spaces.		
6	Alcohol/ Drug use	Personal awareness and Control diminished	Members/ Guests	L	L	L	1. Bailiffs to report problems to the Committee or police if more urgent.	1. Advice via website, bulletins and by bailiffs	C/B

	Bromley (Kent) District Angling Society		Risk Assessments						
	General-All venues		Assessor: J Hockey						

ref	Activity	Potential Hazard	People at Risk	Evaluation of Risks			Control Measures	Further Action Required	By Whom
				F	S	M			
7.	Physical Abuse	Poachers, Members, Guest Anglers and the public	Members/ Guest and Particularly Bailiffs	M	M	M	1. Personal awareness.	1. Co-ordinate the Bailiffs to work in pairs when conflict is expected especially in the hours of darkness or remote areas 2. Consider approaching the situation with the police or Environment Agency.	B
8.	Club Store	See ref: 15.	committee	L	L	L	See ref: 15	See ref: 15	c
9.	Pavilion	See ref: 5	committee	L	L	L	See ref: 5	See ref: 5	c
10.	Bridges	Low handrails Unsafe handrails Slippery surface Deep mud	Members, Guests, Public	M	H	H	1. Prohibit use of bridge until repairs or Enhancements are carried out	1. Prioritise remedial work and Maintenance of bridge.	C
11.	Driving on Bridle path	Horses or pedestrians On path/ access tracks	Members Guests Public	L	L	L	1. None at present	1. Consider posting warning signs	C
12.	Working Farms	Livestock and machinery	Members Guests	M	H	M	1. Keep to paths and tracks 2. Do not approach farm animals 3. Close all gates	1. Ensure juniors are supervised At all times	M
1	Animals	Dog attack	Members Guests	L	M	L	1. Cannot prohibit dog walkers. Consider reminding Members that dog walkers will be using the site and take care accordingly	1. Where possible exclude dog walkers from the fisheries	C

	Bromley (Kent) District Angling Society		Risk Assessments						
	General-All venues		Assessor: J Hockey						

ref	Activity	Potential Hazard	People at Risk	Evaluation of Risks			Control Measures	Further Action Required	By Whom
				F	S	M			
14	Contact With Water	Blue/Green Algae	Members Guests	L	L	L	1. Do not fish in the wind (an algae scum will form on the shoreline of the swim). Fish with wind coming over your back 2. Use antibacterial wipes after touching fish nets, or water. 3. Do not eat, drink or smoke unless you thoroughly cleaned your hands first. 4. Although algae scum isn't always harmful Avoid contact with it and the water close to it. 5. Thoroughly clean and dry your nets after use	1. None	M